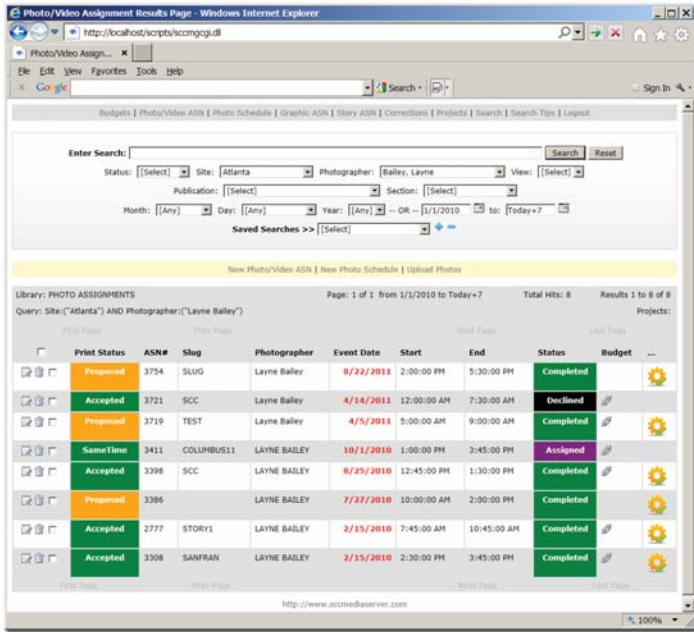




The SCC MediaServer Assignment Module allows the creation, tracking, updating and automatic linking of news budgets and photo, graphic and story assignments to associate high-resolution content within an SCC MediaServer system.



The SCC MediaServer Assignment Module allows the creation of news budget and assignment records within the SCC MediaServer database.

Once created, the budget and/or assignment is given a unique reference number (URN) and this, as well as all other the contained information is automatically indexed for full text search. Budget and assignment records are tracked and updated throughout various stages of production and linked automatically to submitted photos and graphics. Access to assignments is controlled by login credentials where users are restricted to viewing only certain

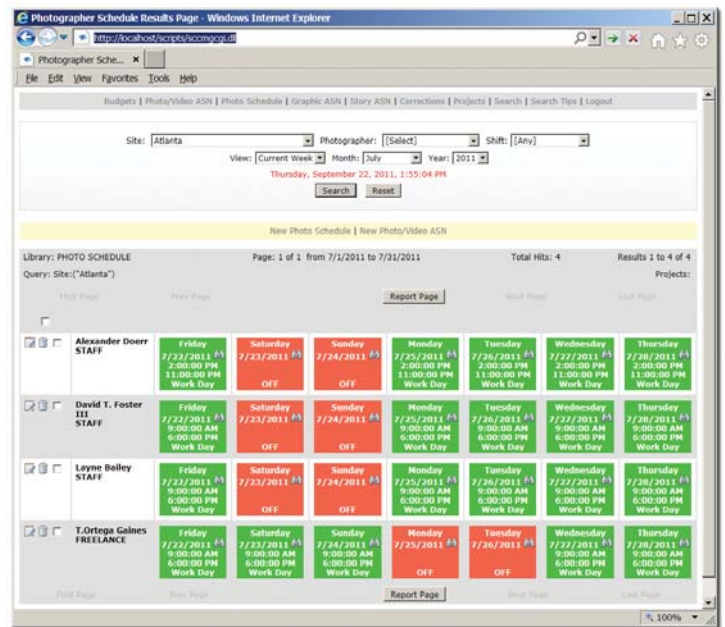
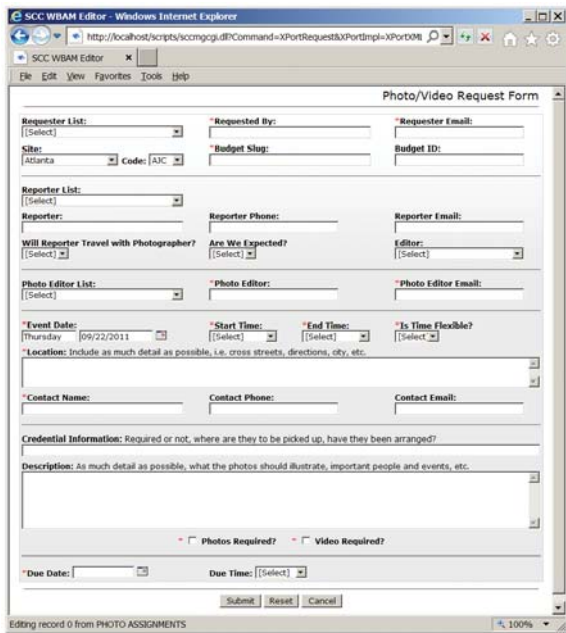
assignments depending on field content, such as Event Date, Photographer and Status.

Linking and Merging Assignment data into submitted Objects

The assignment module adds the SCC MediaFactory “Harmonizer” channel type, which allows automatic linking of submitted objects (photos, graphics, text, pages, etc.) to the associated budget and assignment record. The Harmonizer channel allows one or more field attributes from the assignment record to automatically populate attributes as they are linked together.

For example, a photo caption could be written to an assignment record prior to a photo or graphic being created. As soon as the assignment files are available and inserted into the MediaServer database, they become linked and automatically receive a copy of the default caption from the parent assignment. Additional fields such as contact name, address and phone number, event date, etc., may also be transferred during linking.

Note that the assignment content can be set to merge only if the destination attribute is empty, ensuring that existing photo captions are not overwritten. Once linked a simple click allows all related content to be easily retrieved.



Assignment Display and Photographer Schedule

The assignment module allows the display of assignments and workday schedules in a chart format. This display is customizable and accessible via a standard Web browser. The user can choose to view any combination of attribute fields from the photographer schedule either by day, week, month, etc.

Fields within the assignment and/or schedule record are used to color code the display e.g. “New” in red, “Approved” in blue, “Completed” in green etc.